


ELEGANCE OF CLASSIC LUXURY

POLISHED GLAZED VITRIFIED TILES



LUXURY THAT STAND - OUT

We would be happy to have our believers even if only a small number of people understood the reason for our existence. Instead, we should seek out those who share our world-view. 



ABOUT US

Keramica is a startup that focuses in giving superior services to our clients.

We have made it our goal to disrupt the tiles trend and set a new trend with innovation and experience.

Keramica is the destination for must have tiles that are new, trendy, leading in the market and everything in between. We are here to revolutionise the import business with aggressive management. With our esteemed founders and an excellent team, we are ready to welcome every one of you to be a part of this amazing journey that has just begun.

With plans to expand drastically, Keramica will soon be spreading their wings to reach new achievements that may be impossible for some.

WHAT SETS US APART?

If you are looking for top-shelf tiles, we have what you need! We are committed to provide only the highest-quality tile. Client satisfaction is our top priority.

Our products are the most exclusive that you can use in the development of magnificent projects, from a house to large-scale works. We can help you make the right decision and select the tiles that will give your home a refined touch.

Keramica has set high standards when it comes to service and delivery. With their in-house QC team, they have been able to separate themselves from others by providing superior products.

Our involvement starts right from sourcing the raw materials to making its way all over the globe. They have been able to cater to individual needs of clients and they adapt to new changes as per the requirements to make it a more personalised experience.

VISION

Keramica endeavours to be the industry leader by providing trendsetting cutting-edge designs of unparalleled beauty and refinement, uncompromising quality, technologically superior products and dependable services to its clients. Keramica will continue to assert themselves as the supplier of choice in all our product categories, by anticipating and delivering inspiring and advanced solutions to the needs of an ever evolving market.

NETWORK

Our strong network with the clients and the manufacturers gives us an unmatched advantage. Our business network is spread across the globe with our presence in almost 35 countries. Keramica is the perfect bridge between manufacturers and suppliers. With sourcing done from multiple countries already, Keramica is already becoming the choice for individuals and companies who thrive to mark their place globally.





CT60120 001
Random 2 Faces



CT60120 002
Random 2 Faces



CT60120 003
Random 2 Faces



CT60120 004
Random 2 Faces



CT60120 005
Random 4 Faces











**600x
1200mm**

Polished Glazed
Vitrified Tiles

GLOSSY FINISH

**Product
Features**

-  Easy to Install
-  Easy to Clean
-  Impact Resistant
-  Resistant to Staining
-  Ecology & Sustainable
-  Acid Resistant
-  Frost Resistant
-  Anti-Slip



CT60120 006
Random 4 Faces



CT60120 007
Random 4 Faces




CT60120 008
Random 4 Faces



CT60120 009
Random 4 Faces



CT60120 010
Random 2 Faces



600x
1200mm

Polished Glazed
Vitrified Tiles

GLOSSY FINISH

Product
Features

- Easy to Install
- Easy to Clean
- Impact Resistant
- Resistant to Staining
- Ecology & Sustainable
- Acid Resistant
- Frost Resistant
- Anti-Slip



CT60120 011
Random 2 Faces



CT60120 012
Random 4 Faces



CT60120 013
Random 4 Faces



CT60120 014
Random 4 Faces



CT60120 015
Random 4 Faces











**600x
1200mm**

Polished Glazed
Vitrified Tiles

GLOSSY FINISH

**Product
Features**

-  Easy to Install
-  Easy to Clean
-  Impact Resistant
-  Resistant to Staining
-  Ecology & Sustainable
-  Acid Resistant
-  Frost Resistant
-  Anti-Slip



CT60120 016
Random 4 Faces



CT60120 017
Random 4 Faces



CT60120 018
Random 4 Faces



CT60120 019
Random 4 Faces



CT60120 020
Random 2 Faces











**600x
1200mm**

Polished Glazed
Vitrified Tiles

GLOSSY FINISH

**Product
Features**

-  Easy to Install
-  Easy to Clean
-  Impact Resistant
-  Resistant to Staining
-  Ecology & Sustainable
-  Acid Resistant
-  Frost Resistant
-  Anti-Slip

CT60120 021
Random 4 Faces



CT60120 022
Random 4 Faces



CT60120 023
Random 4 Faces



CT60120 026
Random 2 Faces



CT60120 027
Random 4 Faces



CT60120 028
Random 4 Faces



CT60120 024
Random 4 Faces



CT60120 025
Random 4 Faces



600x
1200mm

Polished Glazed
Vitrified Tiles

GLOSSY FINISH


Product
Features

- Easy to Install
- Easy to Clean
- Impact Resistant
- Resistant to Staining
- Ecology & Sustainable
- Acid Resistant
- Frost Resistant
- Anti-Slip

CT60120 029
Random 2 Faces



CT60120 030
Random 2 Faces



600x
1200mm

Polished Glazed
Vitrified Tiles

GLOSSY FINISH

Product
Features

- Easy to Install
- Easy to Clean
- Impact Resistant
- Resistant to Staining
- Ecology & Sustainable
- Acid Resistant
- Frost Resistant
- Anti-Slip



CT60120 031
Random 2 Faces



CT60120 032
Random 4 Faces



CT60120 033
Random 4 Faces



CT60120 034
Random 4 Faces



CT60120 035
Random 4 Faces



**600x
1200mm**

Polished Glazed
Vitrified Tiles

GLOSSY FINISH

**Product
Features**

- Easy to Install
- Easy to Clean
- Impact Resistant
- Resistant to Staining
- Ecology & Sustainable
- Acid Resistant
- Frost Resistant
- Anti-Slip

CT60120 036
Random 4 Faces



CT60120 037
Random 2 Faces



CT60120 038
Random 4 Faces



CT60120 041
Random 4 Faces



CT60120 042
Random 4 Faces



CT60120 043
Random 4 Faces



CT60120 039
Random 4Faces



CT60120 040
Random 4 Faces



600x
1200mm

Polished Glazed
Vitrified Tiles

GLOSSY FINISH

Product
Features

- Easy to Install
- Easy to Clean
- Impact Resistant
- Resistant to Staining
- Ecology & Sustainable
- Acid Resistant
- Frost Resistant
- Anti-Slip

CT60120 044
Random 4 Faces



CT60120 045
Random 4 Faces



600x
1200mm

Polished Glazed
Vitrified Tiles

GLOSSY FINISH

Product
Features

- Easy to Install
- Easy to Clean
- Impact Resistant
- Resistant to Staining
- Ecology & Sustainable
- Acid Resistant
- Frost Resistant
- Anti-Slip



CT60120 046
Random 4 Faces



CT60120 047
Random 4 Faces



CT60120 048
Random 2 Faces



CT60120 049
Random 4 Faces



CT60120 050
Random 4 Faces



**600x
1200mm**

Polished Glazed
Vitrified Tiles

GLOSSY FINISH

**Product
Features**

- Easy to Install
- Easy to Clean
- Impact Resistant
- Resistant to Staining
- Ecology & Sustainable
- Acid Resistant
- Frost Resistant
- Anti-Slip



CT60120 051
Random 4 Faces



CT60120 052
Random 4 Faces



CT60120 053
Random 4 Faces



CT60120 054
Random 4 Faces



CT60120 055
Random 4 Faces



**600x
1200mm**

Polished Glazed
Vitrified Tiles

GLOSSY FINISH

**Product
Features**

- Easy to Install
- Easy to Clean
- Impact Resistant
- Resistant to Staining
- Ecology & Sustainable
- Acid Resistant
- Frost Resistant
- Anti-Slip



CT60120 056
Random 4 Faces



CT60120 057
Random 4 Faces



CT60120 058
Random 4 Faces



CT60120 059
Random 4 Faces



CT60120 060
Random 4 Faces











**600x
1200mm**

Polished Glazed
Vitrified Tiles


GLOSSY FINISH

**Product
Features**

-  Easy to Install
-  Easy to Clean
-  Impact Resistant
-  Resistant to Staining
-  Ecology & Sustainable
-  Acid Resistant
-  Frost Resistant
-  Anti-Slip



CT60120 061
Random 4 Faces



CT60120 062
Random 4 Faces



CT60120 063
Random 4 Faces



CT60120 064
Random 4 Faces



CT60120 065
Random 4 Faces



**600x
1200mm**

Polished Glazed
Vitrified Tiles

GLOSSY FINISH

**Product
Features**

- Easy to Install
- Easy to Clean
- Impact Resistant
- Resistant to Staining
- Ecology & Sustainable
- Acid Resistant
- Frost Resistant
- Anti-Slip



CT60120 066
Random 4 Faces



CT60120 067
Random 2 Faces



CT60120 068
Random 4 Faces



CT60120 069
Random 4 Faces



CT60120 070
Random 4 Faces



**600x
1200mm**

Polished Glazed
Vitrified Tiles

GLOSSY FINISH

Product Features

- Easy to Install
- Easy to Clean
- Impact Resistant
- Resistant to Staining
- Ecology & Sustainable
- Acid Resistant
- Frost Resistant
- Anti-Slip



CT60120 071
Random 2 Faces



CT60120 072
Random 4 Faces



CT60120 073
Random 4 Faces



CT60120 074
Random 4 Faces



CT60120 075
Random 2 Faces



**600x
1200mm**

Polished Glazed
Vitrified Tiles

GLOSSY FINISH

**Product
Features**

- Easy to Install
- Easy to Clean
- Impact Resistant
- Resistant to Staining
- Ecology & Sustainable
- Acid Resistant
- Frost Resistant
- Anti-Slip



CT60120 076
Random 4 Faces



CT60120 077
Random 4 Faces



CT60120 078
Random 4 Faces



CT60120 079
Random 4 Faces



CT60120 080
Random 4 Faces










**600x
1200mm**

Polished Glazed
Vitrified Tiles


GLOSSY FINISH

**Product
Features**

-  Easy to Install
-  Easy to Clean
-  Impact Resistant
-  Resistant to Staining
-  Ecology & Sustainable
-  Acid Resistant
-  Frost Resistant
-  Anti-Slip



CT60120 081
Random 4 Faces



CT60120 082
Random 2 Faces



BM



CT60120 083
Random 2 Faces



BM



CT60120 084
Random 4 Faces



CT60120 087
Random 2 Faces



BM



**600x
1200mm**


Polished Glazed
Vitrified Tiles

GLOSSY FINISH


**Product
Features**

-  Easy to Install
-  Easy to Clean
-  Impact Resistant
-  Resistant to Staining
-  Ecology & Sustainable
-  Acid Resistant
-  Frost Resistant
-  Anti-Slip

CT60120 088
Random 2 Faces




CT60120 089
Random 2 Faces




CT60120 090
Random 2 Faces




CT60120 093
Random 2 Faces




CT60120 094
Random 2 Faces




CT60120 095
Random 2 Faces



CT60120 091
Random 2 Faces



CT60120 092
Random 2 Faces



600x
1200mm


Polished Glazed
Vitrified Tiles

GLOSSY FINISH

Product
Features

- Easy to Install
- Easy to Clean
- Impact Resistant
- Resistant to Staining
- Ecology & Sustainable
- Acid Resistant
- Frost Resistant
- Anti-Slip

CT60120 096
Random 2 Faces



CT60120 114
Random 4 Faces



600x
1200mm

Polished Glazed
Vitrified Tiles

GLOSSY FINISH

Product
Features

- Easy to Install
- Easy to Clean
- Impact Resistant
- Resistant to Staining
- Ecology & Sustainable
- Acid Resistant
- Frost Resistant
- Anti-Slip

CT60120 115
Random 4 Faces



CT60120 116
Random 4 Faces



CT60120 117
Random 4 Faces



CT60120 120
Random 4 Faces



CT60120 121
Random 4 Faces



CT60120 122
Random 4 Faces



CT60120 118
Random 4 Faces



CT60120 119
Random 4 Faces











600x
1200mm

Polished Glazed
Vitrified Tiles

GLOSSY FINISH

Product
Features

-  Easy to Install
-  Easy to Clean
-  Impact Resistant
-  Resistant to Staining
-  Ecology & Sustainable
-  Acid Resistant
-  Frost Resistant
-  Anti-Slip

CT60120 123
Random 4 Faces



CT60120 124
Random 4 Faces











600x
1200mm

Polished Glazed
Vitrified Tiles

GLOSSY FINISH

Product
Features

-  Easy to Install
-  Easy to Clean
-  Impact Resistant
-  Resistant to Staining
-  Ecology & Sustainable
-  Acid Resistant
-  Frost Resistant
-  Anti-Slip

CT60120 125
Random 4 Faces



CT60120 126
Random 4 Faces



CT60120 127
Random 4 Faces



CT60120 130
Random 4 Faces



CT60120 131
Random 4 Faces



CT60120 132
Random 4 Faces



CT60120 128
Random 4 Faces



CT60120 129
Random 4 Faces



600x
1200mm

Polished Glazed
Vitrified Tiles

GLOSSY FINISH

Product
Features

- Easy to Install
- Easy to Clean
- Impact Resistant
- Resistant to Staining
- Ecology & Sustainable
- Acid Resistant
- Frost Resistant
- Anti-Slip

CT60120 133
Random 4 Faces



CT60120 134
Random 4 Faces



600x
1200mm

Polished Glazed
Vitrified Tiles

GLOSSY FINISH

Product
Features

- Easy to Install
- Easy to Clean
- Impact Resistant
- Resistant to Staining
- Ecology & Sustainable
- Acid Resistant
- Frost Resistant
- Anti-Slip


CT60120 135
Random 4 Faces



CT60120 136
Random 4 Faces



CT60120 137
Random 4 Faces



CT60120 140
Random 4 Faces



CT60120 141
Random 4 Faces



CT60120 142
Random 4 Faces



CT60120 138
Random 4 Faces



CT60120 139
Random 4 Faces



600x
1200mm

Polished Glazed
Vitrified Tiles

GLOSSY FINISH

Product
Features

- Easy to Install
- Easy to Clean
- Impact Resistant
- Resistant to Staining
- Ecology & Sustainable
- Acid Resistant
- Frost Resistant
- Anti-Slip

CT60120 143
Random 4 Faces



CT60120 144
Random 4 Faces



600x
1200mm

Polished Glazed
Vitrified Tiles

GLOSSY FINISH

Product
Features

- Easy to Install
- Easy to Clean
- Impact Resistant
- Resistant to Staining
- Ecology & Sustainable
- Acid Resistant
- Frost Resistant
- Anti-Slip

CT60120 145
Random 4 Faces



CT60120 146
Random 4 Faces



CT60120 147
Random 4 Faces



CT60120 150
Random 4 Faces



CT60120 151
Random 4 Faces



CT60120 152
Random 4 Faces



CT60120 148
Random 4 Faces



CT60120 149
Random 4 Faces



600x
1200mm

Polished Glazed
Vitrified Tiles

GLOSSY FINISH

Product
Features

- Easy to Install
- Easy to Clean
- Impact Resistant
- Resistant to Staining
- Ecology & Sustainable
- Acid Resistant
- Frost Resistant
- Anti-Slip

CT60120 153
Random 4 Faces



CT60120 154
Random 4 Faces



600x
1200mm

Polished Glazed
Vitrified Tiles

GLOSSY FINISH

Product
Features

- Easy to Install
- Easy to Clean
- Impact Resistant
- Resistant to Staining
- Ecology & Sustainable
- Acid Resistant
- Frost Resistant
- Anti-Slip

CT60120 155
Random 4 Faces



CT60120 156
Random 4 Faces



CT60120 157
Random 4 Faces



CT60120 160
Random 4 Faces



CT60120 161
Random 4 Faces



CT60120 162
Random 4 Faces



CT60120 158
Random 2 Faces



CT60120 159
Random 4 Faces











600x
1200mm

Polished Glazed
Vitrified Tiles

GLOSSY FINISH

Product
Features

-  Easy to Install
-  Easy to Clean
-  Impact Resistant
-  Resistant to Staining
-  Ecology & Sustainable
-  Acid Resistant
-  Frost Resistant
-  Anti-Slip

CT60120 163
Random 4 Faces



CT60120 164
Random 4 Faces











600x
1200mm

Polished Glazed
Vitrified Tiles

GLOSSY FINISH

Product
Features

-  Easy to Install
-  Easy to Clean
-  Impact Resistant
-  Resistant to Staining
-  Ecology & Sustainable
-  Acid Resistant
-  Frost Resistant
-  Anti-Slip

CT60120 165
Random 2 Faces



CT60120 166
Random 2 Faces



CT60120 167
Random 4 Faces



CT60120 170
Random 4 Faces



CT60120 171
Random 4 Faces



CT60120 172
Random 4 Faces



CT60120 168
Random 4 Faces



CT60120 169
Random 4 Faces



600x
1200mm

Polished Glazed
Vitrified Tiles

GLOSSY FINISH

Product
Features

- Easy to Install
- Easy to Clean
- Impact Resistant
- Resistant to Staining
- Ecology & Sustainable
- Acid Resistant
- Frost Resistant
- Anti-Slip

CT60120 173
Random 4 Faces



CT60120 174
Random 4 Faces



600x
1200mm

Polished Glazed
Vitrified Tiles

GLOSSY FINISH


Product
Features

- Easy to Install
- Easy to Clean
- Impact Resistant
- Resistant to Staining
- Ecology & Sustainable
- Acid Resistant
- Frost Resistant
- Anti-Slip

CT60120 175
Random 4 Faces



CT60120 176
Random 4 Faces



CT60120 177
Random 4 Faces



CT60120 180
Random 4 Faces



CT60120 181
Random 4 Faces



CT60120 182
Random 4 Faces



CT60120 178
Random 2 Faces



CT60120 179
Random 2 Faces



600x
1200mm

Polished Glazed
Vitrified Tiles

GLOSSY FINISH

Product
Features

- Easy to Install
- Easy to Clean
- Impact Resistant
- Resistant to Staining
- Ecology & Sustainable
- Acid Resistant
- Frost Resistant
- Anti-Slip

CT60120 183
Random 4 Faces



CT60120 184
Random 4 Faces



600x
1200mm

Polished Glazed
Vitrified Tiles

GLOSSY FINISH

Product
Features

- Easy to Install
- Easy to Clean
- Impact Resistant
- Resistant to Staining
- Ecology & Sustainable
- Acid Resistant
- Frost Resistant
- Anti-Slip

CT60120 185
Random 4 Faces



CT60120 186
Random 4 Faces



CT60120 187
Random 4 Faces



CT60120 190
Random 4 Faces



CT60120 191
Random 4 Faces



CT60120 192
Random 4 Faces



CT60120 188
Random 4 Faces



CT60120 189
Random 4 Faces










**600x
1200mm**

Polished Glazed
Vitrified Tiles

GLOSSY FINISH

**Product
Features**

-  Easy to Install
-  Easy to Clean
-  Impact Resistant
-  Resistant to Staining
-  Ecology & Sustainable
-  Acid Resistant
-  Frost Resistant
-  Anti-Slip

CT60120 193
Random 4 Faces



CT60120 194
Random 4 Faces











**600x
1200mm**

Polished Glazed
Vitrified Tiles

GLOSSY FINISH

**Product
Features**

-  Easy to Install
-  Easy to Clean
-  Impact Resistant
-  Resistant to Staining
-  Ecology & Sustainable
-  Acid Resistant
-  Frost Resistant
-  Anti-Slip

CT60120 195
Random 4 Faces



CT60120 196
Random 4 Faces



CT60120 197
Random 4 Faces



CT60120 206
Random 4 Faces



CT60120 207
Random 4 Faces



CT60120 208
Random 4 Faces



CT60120 198
Random 4 Faces



CT60120 199
Random 4 Faces











600x
1200mm

Polished Glazed
Vitrified Tiles

GLOSSY FINISH

Product
Features

-  Easy to Install
-  Easy to Clean
-  Impact Resistant
-  Resistant to Staining
-  Ecology & Sustainable
-  Acid Resistant
-  Frost Resistant
-  Anti-Slip

CT60120 209
Random 4 Faces



CT60120 210
Random 4 Faces











600x
1200mm

Polished Glazed
Vitrified Tiles

GLOSSY FINISH

Product
Features


-  Easy to Install
-  Easy to Clean
-  Impact Resistant
-  Resistant to Staining
-  Ecology & Sustainable
-  Acid Resistant
-  Frost Resistant
-  Anti-Slip



CT60120 211
Random 4 Faces



CT60120 212
Random 4 Faces



CT60120 213
Random 4 Faces



CT60120 214
Random 4 Faces



CT60120 215
Random 4 Faces











**600x
1200mm**

Polished Glazed
Vitrified Tiles

GLOSSY FINISH

**Product
Features**

-  Easy to Install
-  Easy to Clean
-  Impact Resistant
-  Resistant to Staining
-  Ecology & Sustainable
-  Acid Resistant
-  Frost Resistant
-  Anti-Slip

CT60120 216
Random 4 Faces



CT60120 217
Random 4 Faces



CT60120 218
Random 4 Faces



CT60120 221
Random 4 Faces




CT60120 222
Random 4 Faces



CT60120 223
Random 2 Faces



CT60120 219
Random 4 Faces



CT60120 220
Random 2 Faces



CT60120 224
Random 2 Faces



CT60120 225
Random 4 Faces



600x
1200mm

Polished Glazed
Vitrified Tiles

GLOSSY FINISH

Product
Features

- Easy to Install
- Easy to Clean
- Impact Resistant
- Resistant to Staining
- Ecology & Sustainable
- Acid Resistant
- Frost Resistant
- Anti-Slip

600x
1200mm

Polished Glazed
Vitrified Tiles

GLOSSY FINISH

Product
Features

- Easy to Install
- Easy to Clean
- Impact Resistant
- Resistant to Staining
- Ecology & Sustainable
- Acid Resistant
- Frost Resistant
- Anti-Slip


CT60120 226
Random 4 Faces



CT60120 227
Random 4 Faces



CT60120 228
Random 4 Faces



CT60120 231
Random 4 Faces



CT60120 232
Random 2 Faces



CT60120 233
Random 4 Faces



CT60120 229
Random 2 Faces



CT60120 230
Random 2 Faces



CT60120 234
Random 4 Faces



CT60120 235
Random 4 Faces



600x
1200mm

Polished Glazed
Vitrified Tiles

GLOSSY FINISH

Product
Features

- Easy to Install
- Easy to Clean
- Impact Resistant
- Resistant to Staining
- Ecology & Sustainable
- Acid Resistant
- Frost Resistant
- Anti-Slip

600x
1200mm

Polished Glazed
Vitrified Tiles

GLOSSY FINISH

Product
Features

- Easy to Install
- Easy to Clean
- Impact Resistant
- Resistant to Staining
- Ecology & Sustainable
- Acid Resistant
- Frost Resistant
- Anti-Slip

CT60120 236
Random 4 Faces



CT60120 237
Random 4 Faces



CT60120 238
Random 4 Faces



CT60120 241
Random 4 Faces



CT60120 242
Random 4 Faces



CT60120 243
Random 4 Faces



CT60120 239
Random 4 Faces



CT60120 240
Random 4 Faces



600x
1200mm


Polished Glazed
Vitrified Tiles

GLOSSY FINISH

Product
Features

- Easy to Install
- Easy to Clean
- Impact Resistant
- Resistant to Staining
- Ecology & Sustainable
- Acid Resistant
- Frost Resistant
- Anti-Slip

CT60120 244
Random 4 Faces



CT60120 245
Random 4 Faces



600x
1200mm

Polished Glazed
Vitrified Tiles

GLOSSY FINISH

Product
Features

- Easy to Install
- Easy to Clean
- Impact Resistant
- Resistant to Staining
- Ecology & Sustainable
- Acid Resistant
- Frost Resistant
- Anti-Slip

CT60120 246
Random 4 Faces



CT60120 247
Random 4 Faces



CT60120 248
Random 4 Faces



CT60120 251
Random 4 Faces



CT60120 252
Random 4 Faces



CT60120 253
Random 4 Faces



CT60120 249
Random 4 Faces



CT60120 250
Random 4 Faces



CT60120 254
Random 4 Faces



CT60120 255
Random 4 Faces











600x
1200mm

Polished Glazed
Vitrified Tiles

GLOSSY FINISH

Product
Features









-  Easy to Install
-  Easy to Clean
-  Impact Resistant
-  Resistant to Staining
-  Ecology & Sustainable
-  Acid Resistant
-  Frost Resistant
-  Anti-Slip

600x
1200mm

Polished Glazed
Vitrified Tiles

GLOSSY FINISH

Product
Features

-  Easy to Install
-  Easy to Clean
-  Impact Resistant
-  Resistant to Staining
-  Ecology & Sustainable
-  Acid Resistant
-  Frost Resistant
-  Anti-Slip



CT60120 256
Random 4 Faces



CT60120 257
Random 4 Faces



CT60120 258
Random 4 Faces



CT60120 259
Random 4 Faces



CT60120 260
Random 4 Faces











**600x
1200mm**

Polished Glazed
Vitrified Tiles

GLOSSY FINISH

**Product
Features**

-  Easy to Install
-  Easy to Clean
-  Impact Resistant
-  Resistant to Staining
-  Ecology & Sustainable
-  Acid Resistant
-  Frost Resistant
-  Anti-Slip

CT60120 261
Random 4 Faces



CT60120 262
Random 4 Faces




CT60120 263
Random 4 Faces



CT60120 266
Random 4 Faces



CT60120 267
Random 4 Faces



CT60120 268
Random 4 Faces



CT60120 264
Random 4 Faces



CT60120 265
Random 4 Faces





**600x
1200mm**


Polished Glazed
Vitrified Tiles

GLOSSY FINISH

**Product
Features**

-  Easy to Install
-  Easy to Clean
-  Impact Resistant
-  Resistant to Staining
-  Ecology & Sustainable
-  Acid Resistant
-  Frost Resistant
-  Anti-Slip

CT60120 269
Random 2 Faces



CT60120 270
Random 4 Faces



**600x
1200mm**

Polished Glazed
Vitrified Tiles

GLOSSY FINISH

**Product
Features**

-  Easy to Install
-  Easy to Clean
-  Impact Resistant
-  Resistant to Staining
-  Ecology & Sustainable
-  Acid Resistant
-  Frost Resistant
-  Anti-Slip

CT60120 271
Random 4 Faces



CT60120 272
Random 4 Faces



CT60120 273
Random 4 Faces



CT60120 276
Random 4 Faces



CT60120 277
Random 4 Faces



CT60120 278
Random 2 Faces



CT60120 274
Random 4 Faces



CT60120 275
Random 4 Faces



600x
1200mm


Polished Glazed
Vitrified Tiles

GLOSSY FINISH

Product
Features

- Easy to Install
- Easy to Clean
- Impact Resistant
- Resistant to Staining
- Ecology & Sustainable
- Acid Resistant
- Frost Resistant
- Anti-Slip

CT60120 279
Random 4 Faces



CT60120 280
Random 2 Faces



600x
1200mm

Polished Glazed
Vitrified Tiles

GLOSSY FINISH

Product
Features

- Easy to Install
- Easy to Clean
- Impact Resistant
- Resistant to Staining
- Ecology & Sustainable
- Acid Resistant
- Frost Resistant
- Anti-Slip

CT60120 281
Random 4 Faces



CT60120 282
Random 4 Faces



CT60120 283
Random 4 Faces




CT60120 302
Random 4 Faces



CT60120 303
Random 4 Faces



CT60120 304
Random 4 Faces



CT60120 284
Random 4 Faces



CT60120 301
Random 4 Faces











600x
1200mm

Polished Glazed
Vitrified Tiles

GLOSSY FINISH

Product
Features

-  Easy to Install
-  Easy to Clean
-  Impact Resistant
-  Resistant to Staining
-  Ecology & Sustainable
-  Acid Resistant
-  Frost Resistant
-  Anti-Slip

CT60120 305
Random 4 Faces



CT60120 306
Random 4 Faces











600x
1200mm

Polished Glazed
Vitrified Tiles

GLOSSY FINISH

Product
Features

-  Easy to Install
-  Easy to Clean
-  Impact Resistant
-  Resistant to Staining
-  Ecology & Sustainable
-  Acid Resistant
-  Frost Resistant
-  Anti-Slip



CT60120 307
Random 4 Faces



CT60120 308
Random 4 Faces



CT60120 424
Random 4 Faces



CT60120 425
Random 4 Faces



CT60120 426
Random 4 Faces



**600x
1200mm**

Polished Glazed
Vitrified Tiles

GLOSSY FINISH

Product Features


- Easy to Install
- Easy to Clean
- Impact Resistant
- Resistant to Staining
- Ecology & Sustainable
- Acid Resistant
- Frost Resistant
- Anti-Slip



CT60120 427
Random 4 Faces



CT60120 428
Random 2 Faces



CT60120 429
Random 2 Faces



CT60120 430
Random 4 Faces



CT60120 431
Random 4 Faces



**600x
1200mm**

Polished Glazed
Vitrified Tiles

GLOSSY FINISH

**Product
Features**

- Easy to Install
- Easy to Clean
- Impact Resistant
- Resistant to Staining
- Ecology & Sustainable
- Acid Resistant
- Frost Resistant
- Anti-Slip



CT60120 432
Random 4 Faces



CT60120 433
Random 2 Faces



CT60120 434
Random 4 Faces



CT60120 435
Random 4 Faces



CT60120 436
Random 4 Faces



**600x
1200mm**

Polished Glazed
Vitrified Tiles

GLOSSY FINISH

**Product
Features**

- Easy to Install
- Easy to Clean
- Impact Resistant
- Resistant to Staining
- Ecology & Sustainable
- Acid Resistant
- Frost Resistant
- Anti-Slip



CT60120 437
Random 2 Faces



CT60120 438
Random 2 Faces



CT60120 439
Random 2 Faces



BM



CT60120 440
Random 4 Faces



CT60120 441
Random 4 Faces



600x
1200mm

Polished Glazed
Vitrified Tiles


GLOSSY FINISH

Product
Features

- Easy to Install
- Easy to Clean
- Impact Resistant
- Resistant to Staining
- Ecology & Sustainable
- Acid Resistant
- Frost Resistant
- Anti-Slip




CT60120 442
Random 4 Faces



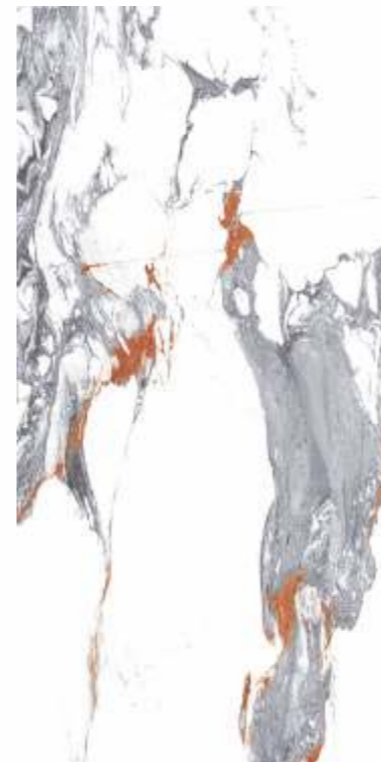
CT60120 443
Random 4 Faces



CT60120 444
Random 4 Faces



CT60120 445
Random 2 Faces



CT60120 446
Random 2 Faces



BM



**600x
1200mm**

Polished Glazed
Vitrified Tiles

GLOSSY FINISH

**Product
Features**

- Easy to Install
- Easy to Clean
- Impact Resistant
- Resistant to Staining
- Ecology & Sustainable
- Acid Resistant
- Frost Resistant
- Anti-Slip



CT60120 447
Random 4 Faces



CT60120 448
Random 4 Faces



CT60120 449
Random 4 Faces



CT60120 450
Random 4 Faces



CT60120 451
Random 4 Faces



**600x
1200mm**

Polished Glazed
Vitrified Tiles

GLOSSY FINISH

**Product
Features**


- Easy to Install
- Easy to Clean
- Impact Resistant
- Resistant to Staining
- Ecology & Sustainable
- Acid Resistant
- Frost Resistant
- Anti-Slip



CT60120 452
Random 4 Faces



CT60120 453
Random 2 Faces



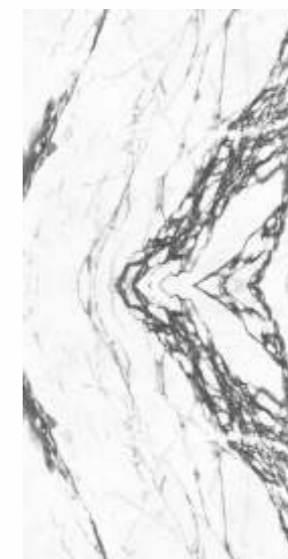
CT60120 454
Random 2 Faces



CT60120 455
Random 4 Faces



CT60120 456
Random 2 Faces










600x
1200mm

Polished Glazed
Vitrified Tiles

GLOSSY FINISH

Product
Features


-  Easy to Install
-  Easy to Clean
-  Impact Resistant
-  Resistant to Staining
-  Ecology & Sustainable
-  Acid Resistant
-  Frost Resistant
-  Anti-Slip



CT60120 457
Random 4 Faces



CT60120 458
Random 2 Faces



CT60120 459
Random 4 Faces



CT60120 460
Random 4 Faces



CT60120 461
Random 4 Faces



**600x
1200mm**

Polished Glazed
Vitrified Tiles


GLOSSY FINISH

Product Features


- Easy to Install
- Easy to Clean
- Impact Resistant
- Resistant to Staining
- Ecology & Sustainable
- Acid Resistant
- Frost Resistant
- Anti-Slip



CT60120 462
Random 2 Faces



CT60120 463
Random 2 Faces



CT60120 464
Random 4 Faces



CT60120 465
Random 4 Faces



CT60120 466
Random 4 Faces










**600x
1200mm**

Polished Glazed
Vitrified Tiles

GLOSSY FINISH

**Product
Features**

-  Easy to Install
-  Easy to Clean
-  Impact Resistant
-  Resistant to Staining
-  Ecology & Sustainable
-  Acid Resistant
-  Frost Resistant
-  Anti-Slip



CT60120 467
Random 4 Faces



CT60120 468
Random 4 Faces



CT60120 469
Random 4 Faces



CT60120 470
Random 4 Faces



CT60120 471
Random 4 Faces



**600x
1200mm**

Polished Glazed
Vitrified Tiles

GLOSSY FINISH

**Product
Features**

- Easy to Install
- Easy to Clean
- Impact Resistant
- Resistant to Staining
- Ecology & Sustainable
- Acid Resistant
- Frost Resistant
- Anti-Slip



CT60120 496
Random 2 Faces



CT60120 497
Random 4 Faces



CT60120 498
Random 4 Faces



CT60120 499
Random 4 Faces



CT60120 500
Random 4 Faces










**600x
1200mm**

Polished Glazed
Vitrified Tiles

GLOSSY FINISH

**Product
Features**

-  Easy to Install
-  Easy to Clean
-  Impact Resistant
-  Resistant to Staining
-  Ecology & Sustainable
-  Acid Resistant
-  Frost Resistant
-  Anti-Slip


CT60120 501
Random 4 Faces



CT60120 502
Random 2 Faces




CT60120 503
Random 4 Faces



CT60120 506
Random 4 Faces



CT60120 507
Random 4 Faces



CT60120 508
Random 4 Faces



CT60120 504
Random 2 Faces



CT60120 505
Random 4 Faces



600x
1200mm

Polished Glazed
Vitrified Tiles

GLOSSY FINISH

Product
Features

- Easy to Install
- Easy to Clean
- Impact Resistant
- Resistant to Staining
- Ecology & Sustainable
- Acid Resistant
- Frost Resistant
- Anti-Slip

CT60120 509
Random 4 Faces



CT60120 510
Random 4 Faces



600x
1200mm

Polished Glazed
Vitrified Tiles

GLOSSY FINISH

Product
Features

- Easy to Install
- Easy to Clean
- Impact Resistant
- Resistant to Staining
- Ecology & Sustainable
- Acid Resistant
- Frost Resistant
- Anti-Slip



CT60120 511
Random 4 Faces



CT60120 512
Random 4 Faces



CT60120 513
Random 4 Faces



CT60120 514
Random 2 Faces



BM











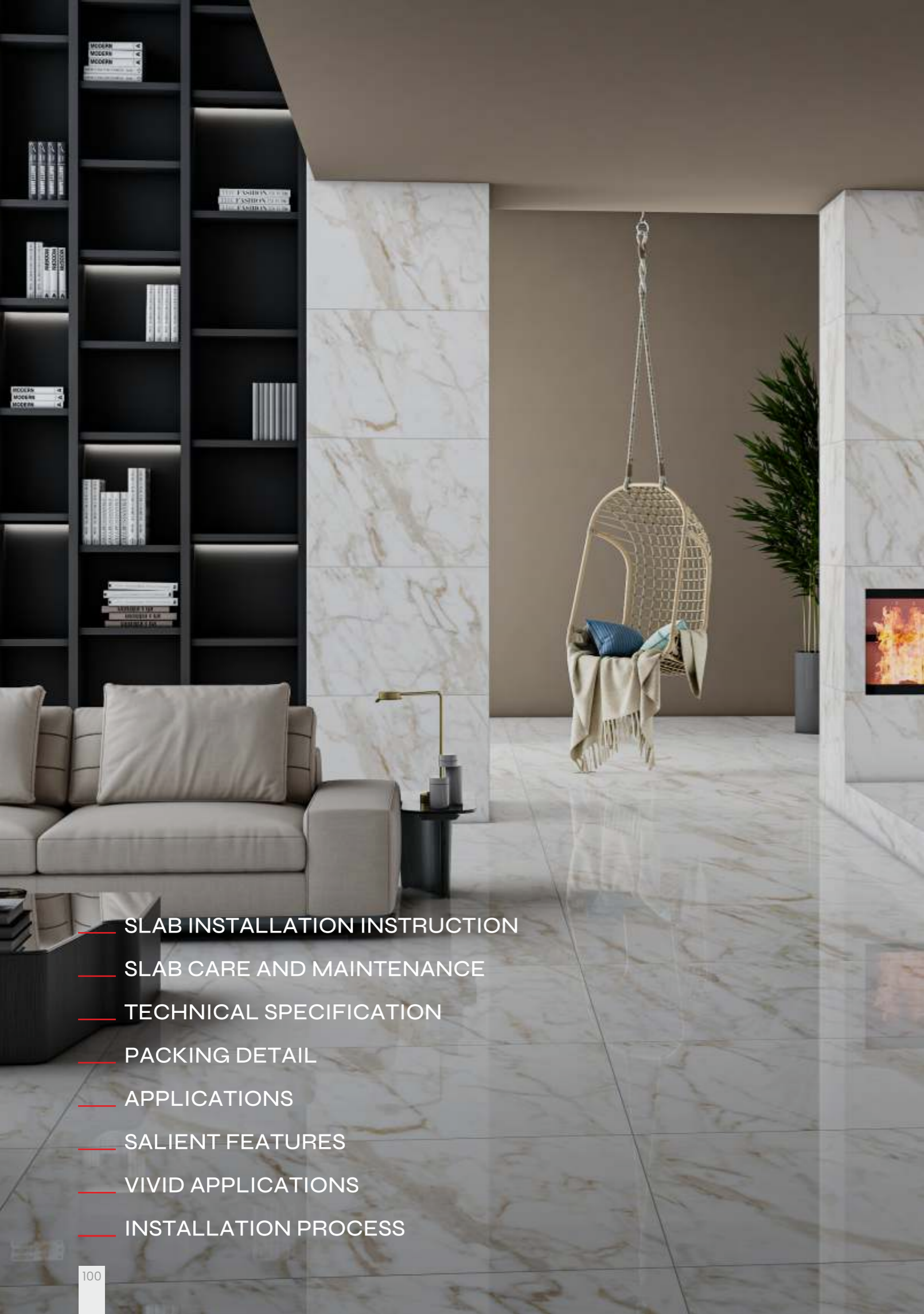
600x
1200mm

Polished Glazed
Vitrified Tiles

GLOSSY FINISH

Product
Features

-  Easy to Install
-  Easy to Clean
-  Impact Resistant
-  Resistant to Staining
-  Ecology & Sustainable
-  Acid Resistant
-  Frost Resistant
-  Anti-Slip



- SLAB INSTALLATION INSTRUCTION
- SLAB CARE AND MAINTENANCE
- TECHNICAL SPECIFICATION
- PACKING DETAIL
- APPLICATIONS
- SALIENT FEATURES
- VIVID APPLICATIONS
- INSTALLATION PROCESS

RESISTANT TO STAINING



RESISTENTE A LAS MANCHAS/
RESISTENTE AUX TECHES

IMPACT RESISTANT




RESISTENTE AL IMPACTO/
RESISTENTE AUX CHOCS

ACID RESISTANT




RESISTENTE AL IMPACTO/
RESISTENTE AUX CHOCS

EASY CLEAN



RESISTENTE A LAS MANCHAS/
RESISTENTE AUX TECHES

HIGH MOR



ALTA MOR / MOR ELEVE

THERMAL SHOCK RESISTANT



RESISTENTE AL CHOQUE TERMICO/
RESISTANT AUX CHOCS THERMIQUES

FROST RESISTANT



RESISTENTE A LAS HELADAS/
RESISTENTE AU GEL

SLAB INSTALLATION INSTRUCTION

Follow the instruction for better and smooth execution of Keramica eSlab Product



01

■ SURFACE PREPARATION

Apply cement mortar bedding on the surface and spread the entire mortar evenly.
For flattened surface approximately 9mm thick cement mortar bedding is preferred.

02

■ DRYING PROCESS

The drying time of cement mortar bedding is approximately 48 hours, as it will exceed the contraction and expansion of feature of cement.



03

■ SLAB LAYING PROCESS

Apply approximately 10mm thick tile fixing adhesive on the prepared cement bed, spread the same by using metal comb (12mm) to the entire surface (Refer the image). This feature will allow to be fixed without any air pocket after installation. The Same Method has to

followed for applying the tile fixing adhesive on the back of the slab for 10mm, while holding the slab on its length side. Then, the adhesive has to be combed in the same way as done on the floor.



04

■ SLAB HANDLING

Slab can be properly handled and lifted by Vacuum cups. Vacuum cups are usually used to lift glasses, it can be fixed on the surface of polished tile, to lift it to the exact area of the fixing. (May not very effective for satin and matt surfaces.) Once the slab is laid, the same has to be

hammered by soft wooden base hammer to ensure proper laying and fixing.



05

■ SLAB CUTTING AND HANDLING


Use diamond tools which are generally use to cut glasses, for cutting any surface of eSlab. First, a line has to be drawn on the surface pressing the tool considerably to ensure a deep cut mark line and this can be used till the slab is cut deep to the level of 1 to 2mm and then can be

cut with a proper cutting tool for cutting the 9mm thick body of the slab. Cutting systems are also available with companies manufacturing such systems.



06

■ SLAB CUTTING AND DRILLING METHODS



SLAB CARE AND MAINTENANCE

These are the so-called final cleaning operations: this is the most important step, as it influences the results of the subsequent use of the product. Its purpose is to remove any trace or residue of foreign matter from the surface of the slabs. If you have used a cement-based sealant during installation, once the grout has dried, Keramica recommends carrying out the following operations:

- Remove any coarse dirt using a vacuum cleaner;
- Wet the floor with clean water in order to soak and protect the joints against the corrosive action of the detergent;
- Clean using a suitable acid detergent, which can be applied by hand (with a clean cloth) or with a machine (a single-brush machine with medium, non-abrasive bristles or a high-pressure water cleaner);
- Soak up the cleaning solution with a clean cloth or a suitable vacuum cleaner;
- Thoroughly rinse surfaces with clean, warm water to neutralise the action of the detergent;
- Remove any build-up by scraping it off;
- If needed, clean the surface again with the single-brush machine, using a diluted neutral or alkaline detergent, then rinse using clean warm water and dry.
- If an epoxy sealant has been used during installation of the product, given the chemical nature of such product, any remaining residue on the porcelain tile's surface should be removed before the grout has hardened completely and carefully follow the instructions supplied by the manufacturer.



TECHNICAL SPECIFICATION

CHARACTERISTICS	STANDARD AS PER ISO-13006/En14411 GROUP	VALUES	TEST METHOD
-----------------	---	--------	-------------

REGULATORY PROPERTIES

Deviation in Length & Width	0.50%	0.20%	ISO - 10545-2
Deviation in Thickness	0.50%	0.50%	ISO - 10545-2
Straightness of Sides	0.50%	0.20%	ISO - 10545-2
Rectangularity	0.50%	0.20%	ISO - 10545-2
Surface Flatness	0.50%	0.20%	ISO - 10545-2
Color Difference	Unaltered	No Change	ISO - 10545-16
Glossiness	As per Mfg.	>90%	Glossmeter

STRUCTURAL PROPERTIES

Water Absorption	<0.05%	<0.05%	ISO - 10545-3
Apparent Density	>2.00 g/cc	>2.10 g/cc	DIN 51082

MASSIVE MECHANICAL PROPERTIES

Modulus of Rupture	Min 35N/MM ²	Min 40N/MM ²	ISO - 10545-4
Breaking Strength	Min. 1300 N	Min. 2000 N	ISO - 10545-4
Impact Resistance	As per Mfg.	Min. 0.55	ISO - 10545-5

SURFACE MECHANICAL PROPERTIES

Surface Abrasion Resistance	As per Mfg.	Min. class 3	ISO - 10545-7
Moh's Hardness	As per Mfg.	Min. class 4	EN 101

THERMO HYGROMETRIC PROPERTIES

Frost Resistance	No Damage	No Damage	ISO - 10545-12
Thermal Shock Resistance	No Damage	No Damage	ISO - 10545-09
Moisture Expansion	Nil	Nil	ISO - 10545-10
Thermal Expansion	Max 9.0x10 ⁻⁶	Max 6.5x10 ⁻⁶	ISO - 10545-08
Crazing Resistance	As per Mfg.	Min 10 Cycle	ISO - 10545-11

CHEMICAL PROPERTIES

Chemical Resistance	No Damage	No Damage	ISO - 10545-13
Stain Resistance	Resistant	Resistant	ISO - 10545-14

SAFETY PROPERTIES

Slip Resistance	As per Mfg.	>0.40	ISO - 10545-17
Fire Resistance	As per Mfg.	Fire Proof	N.A.

PACKING DETAIL

SIZE (in mm)	THICKNESS APPROX	PIECES / PER BOX	COVERAGE AREA IN SQ. FT	BOX WEIGHT (APPROX.)
600X1200MM	9MM	2	15.5	28 KGS.

NOTE: Colour Shown are as accurate as the limitations of the printing process will allow. Prospective Customer are advised to inspect a sample of tiles before ordering. every effort has been made to ensure the accuracy of the information given. However, the Company reserves the right to change the specifications Without prior notice. Sometimes variations in shade or size being inherent to ceramic industry may occur. Before fixing, we advise you to follow the fixing Instruction on the cartons of the tiles as no responsibility can be accepted by the once the tiles have been fixed.

APPLICATION

- **Construction Industry:**
Floor and wall coverings, partition and storage walls, false ceilings, surface finishes and restoration, insulated panels, tunnels and undergrounds.
- **Facade cladding systems:**
Ventilated facades, coatings, external claddings.
Interior design: Surfaces of kitchen and bathroom tops, cupboards, tables, desks, doors and furnishings in general.
- **Composite and structural panels:** The slabs can be placed on top of each other or over other materials to create extremely light and particularly resistant composite and structural panels suitable in all those cases that require high resistance and reduced weight load on the surface.
- **Facade cladding systems:**
Ventilated facades, coatings, external claddings.
- **Interior design:** Surfaces of kitchen and bathroom tops, cupboards, tables, desks, doors and furnishings in general.
- **Composite and structural panels:** The slabs can be placed on top of each other or over other materials to create extremely light and particularly resistant composite and structural panels suitable in all those cases that require high resistance and reduced weight load on the surface.

SALIENT FEATURES

- | | | |
|---|--|--------------------------------------|
| QUALITY RAW MATERIALS | NO ALTERATION IN COLOUR | NON-ABSORBENT |
| VERSATILE FOR ANY PROJECT | RESISTANT TO HEAVY LOADS | RESISTANT TO LIQUIDS AND ACIDS |
| RESISTANT TO THERMAL SHOCK | RESISTANT TO FROST | RESISTANT TO SCRATCHES AND ABRASIONS |
| NON-TOXIC SLABS THAT DO NOT RELEASE MICRO-PARTICLES | SURFACE SUITABLE FOR CONTACT WITH FOODSTUFFS | EASY TO CLEAN |
| HYGIENIC SURFACE | | |

VIVID APPLICATIONS



INSTALLATION PROCESS

LAYING (FLOORS)

In addition to the technical and aesthetic qualities of the material, in order to be a complete success floor also requires elements such as a foundation, an adhesive layer and expansion joints, which together comprise a real flooring system. A perfect end result is only guaranteed if the laying operations are performed correctly.

The floor should preferably be laid using adhesives, following the instructions provided by the adhesive manufacturers. For tiles measuring over 60x60 cm for floors subject to intensive use, a double layer system is advisable. For decorative tiles with precious material inserts, it is advisable to consult the instructions on the packaging. To make the most of the material characteristics, we recommend following these instructions during the laying process:

- Lay out a few pieces on the floor to check the overall effect. Lay material from several different boxes at once.
- Do not immerse the material in water before laying. If using the traditional laying system, tap the material until all the cavities and air bubbles have completely disappeared from the mortar and until liquid cement comes up through the spaces between the tiles. In the case of polished surfaces in particular, do not use pencils or pens to mark out cuts on the top of the tiles to be laid.

Wait 48-72 hours before subjecting the floor to everyday use.

INSTALLATION (WALL TILING)

Before starting the installation, it is recommended to check that the substrate is sufficiently cured, flat, mechanically resistant, without crumbling parts and grease, oils, paints and waxes (perfectly clean).

Choose the most suitable adhesive considering the following factors:

- type of substrate;
- type and size of the tiles;
- weather conditions at the installation;
- time available for the ceramic tiling to be ready for use. It is recommended to follow the instruction of the best manufacturers of adhesives for the installation of ceramic tiles.
- Prepare the necessary material.
- Prepare the adhesive following the instructions of the manufacturer.
- Apply the adhesive on the substrate using a suitably toothed squeegee.

It is important to use a proper grout even according to the end use of the ceramic tiling, following the instructions of the best manufacturers of joint sealants. For a correct and easy removal of the grout follow the indications of its manufacturer (previously checking its suitability).

WARNING: it is advisable to check the availability of the entire quantity of material required on site at the installation to allow the installer to mix the modules from several boxes for getting a pleasant effect. The check of the shades must be made before starting the installation.

GROUTING AND FINAL CLEANING

When using normal drying adhesives, grout the floor after 24-48 hours; when using rapid drying adhesives, grout after 4 hours. When working with polished materials in particular, use cement grouts of a matching tone, avoiding dark coloured grouts with pale materials, and vice versa. When grouting these surfaces, it is advisable not to use flexible mortars made from synthetic materials, especially if the colour contrasts that of the material, and not to use grout additives/latex. In fact, these products make it extremely difficult to remove any residue using normal cleaning products. If using grouts with contrasting or special pigments, take care to follow the information provided in the specifications and test the grout on the material beforehand. Use a rubber-coated spatula to apply the grout over the entire surface of the material. Grout small areas at a time, removing excess quantities with damp sponges or cloths (using clean water only) or specific equipment for removing excess grout, while the layer of grout is still damp. Adequate initial cleaning is fundamental to get the best shine and to ensure cleanability and easy everyday maintenance. Initial cleaning should therefore be performed immediately after laying, using acid-based products, scrubbing hard and rinsing with plenty of water. This will make it possible to remove any grout, adhesive and cement residue, etc. You may use any detergent available on the market, with the sole exception of products containing hydrofluoric acid (compounds and derivatives) as provided for by standard EN 14411. We recommend protecting the laid flooring carefully. When carrying out other operations such as painting, plumbing or any other work, we recommend covering the floor with PVC sheets, airballs or fabrics once it has been laid.

GENERAL ADVICE FOR GROUTING

Pay attention while choosing joint sealants: check the technical sheets, choose them shade-matched and follow carefully the recommended cleaning times, as many new generation coloured sealants contain pigments and additives that can be very strong.

CARE AND MAINTENANCE These are so-called final cleaning operations; this is the most important step, as it influences the results of the subsequent use of the product. Its purpose is to remove any trace or residue of foreign matter from the surface of the slabs. If you have used a cement based sealant during installation, once the grout has dried, Keramica recommends out the following operations;

- Remove any coarse dirt using a vacuum cleaner;
- Wet the floor with clean water in order to soak and protect the joints against the corrosive action of the detergent;
- Clean using suitable acid detergent, which can be applied by hand (with a clean cloth) or with a machine (a single-brush machine with medium, non-abrasive bristles or a high-pressure water cleaner);
- Soak up the cleaning solution with a clean cloth or a suitable vacuum cleaner;
- Thoroughly rinse surfaces with clean, warm water to neutralise the action of the detergent;
- Remove any build-up by scraping it off;
- If needed, clean the surface again with the single-brush machine, using a diluted neutral or alkaline detergent, then rinse using clean warm water and dry.
- If any epoxy sealant has been used during installation of the product, given the chemical nature of such product, any remaining residue on the porcelain tile's surface should be removed before the grout has hardened completely and carefully follow the instructions supplied by the manufacturer.



KERAMICA CERAMIC PVT. LTD.

Tagamo 5,
Compound Mivida Emaar Building B3,
Floor 2, Office 4 Cairo, EGYPT.

@ info@keramica.in

🌐 www.keramica.in

☎ +201030043701